43025

PART CHARACTERISTICS		
NUMBER OF POSITION	ASSEMBLY ITEM NUMBER	ASSEMBLY ITEM NUMBER WITH I.D. RIB
02	43025-0200	43025-02XX
04	43025-0400	43025-04XX
06	43025-0600	43025-06XX
08	43025-0800	43025-08XX
10	43025-1000	43025-10XX
12	43025-1200	43025-12XX
14	43025-1400	43025-14XX
16	43025-1600	43025-16XX
18	43025-1800	43025-18XX
20	43025-2000	43025-20XX
22	43025-2200	43025-22XX
24	43025-2400	43025-24XX

CKT. NO.	DIM. "A"	DIM. "B"
2	.152/(3,86)	N/A
4	.270/(6,85)	.118/(3,00)
6	.388/(9,85)	.236/(6,00)
8	.506/(12,85)	.354/(9,00)
10	.624/(15,85)	.472/(12,00)
12	.742/(18,85)	.591/(15,00)
14	.860/(21,85)	.709/(18,00)
16	.978/(24,85)	.827/(21,00)
18	1.096/(27,85)	.945/(24,00)
20	1.215/(30,85)	1.063/(27,00)
22	1.333/(33,85)	1.181/(30,00)
24	1.451/(36,85)	1.299/(33,00)

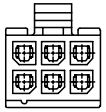

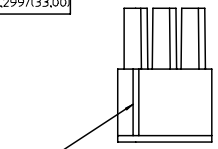

HOUSING SHOWN WITH OPTIONAL FIRST CIRCUIT IDENTIFIER RIB

(SEE NOTE #10)

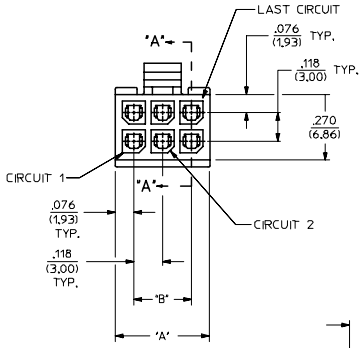

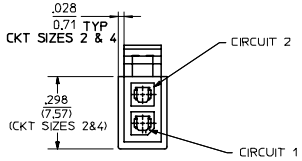

2 CIRCUIT HOUSING

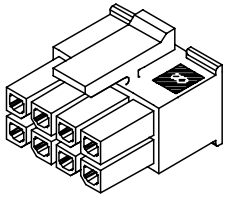

RECEPTACLE
ISO VIEW
(8 CIRCUIT SHOWN)

(SEE NOTE 9 FOR TESTING)

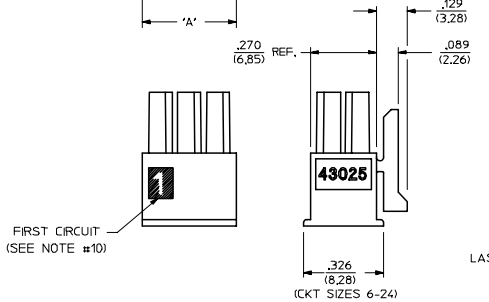

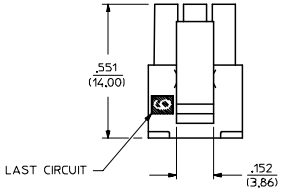

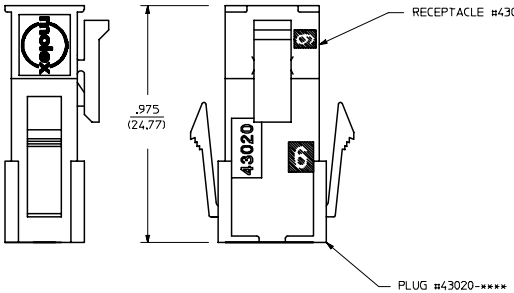

MATED MICRO-FIT CONNECTOR

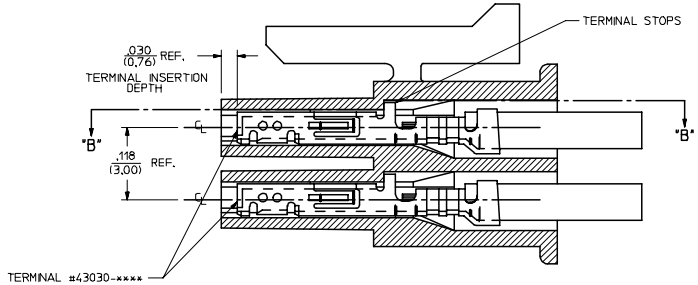

SECTION "A"-"A"
WITH TERMINAL
(SCALE 10:1)

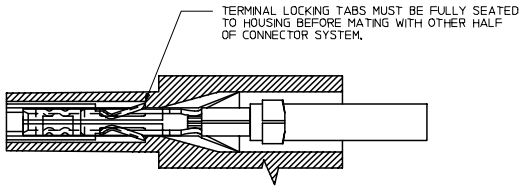

SECTION "B"-"B"
(SCALE 10:1)

NOTES:

1) HOUSING MATERIAL: UNFILLED POLYESTER, RATED U.L. 94V-0, COLOR IS BLACK.
2) THIS RECEPTACLE MATES WITH 43020. 43045.
3) THIS RECEPTACLE IS DESIGNED IN METRIC.
4) THIS RECEPTACLE TO BE USED WITH MOLEX FEMALE TERMINAL #43030-****.
5) SEE SECTION "A"-"A" FOR TERMINAL ORIENTATION IN HOUSING.
6) ALL CONNECTORS MUST MEET THE PERFORMANCE REQUIREMENTS OF MOLEX PRODUCT SPECIFICATION #PS-43045.
7) FOR OVERMOLDING PARAMETERS SEE ENGINEERING SPECIFICATION #SDES-43025-1000.
8) TOP PULL TABS ARE NOT AVAILABLE ON 2 AND 4 CIRCUIT PARTS.
9) MOLEX RECOMMENDS THE USE OF MICRO-FIT TEST PLUG, SERIES NO. 44242-**** WHENEVER TESTING IS PERFORMED.
TEST PLUGS MUST NOT BE USED FOR MAKE OR BREAK UNDER LOAD.
10) SOME HOUSINGS MAY HAVE A SMALL GATE BLEMISH NEAR THE CIRCUIT #1' IDENTIFIER THAT DOES NOT AFFECT FUNCTIONALITY.
11) HOUSINGS MAY HAVE EITHER AN IDENTIFIER RIB OR "1" SYMBOL ENGRAVE TO INDICATE CIRCUIT #1.

REV	DESCRIPTION
L	EC NO: UCP2004-1043 DRWN: JCERNY 2004/08/09 CHKD: 2004/08/09 APPR: FSMITH 2004/08/10

QUALITY SYMBOLS: ▼ = 0; ▽ = 0

GENERAL TOLERANCES (UNLESS SPECIFIED)

	mm	INCH
4 PLACES	±	±
3 PLACES	± ---	±.010
2 PLACES	±0.25	±.014
1 PLACE	±0.35	± ---
ANGULAR ±1/2°		

DRAFT WHERE APPLICABLE

MUST REMAIN WITHIN DIMENSIONS

SCALE	4:1
DESIGN UNITS	INCH
DIMENSION STYLE	IN/MM
DRAWN BY	A.F.G.
DATE	1993/01/14
CHECKED BY	B.A.P.
DATE	1993/01/14
APPROVED BY	R.A.S
DATE	1993/01/14

THIRD ANGLE PROJECTION

REVISE ON CAD ONLY

TITLE: MICRO-FIT (3,0) 2 THRU 24 CIRCUIT RECEPTACLE

MOLEX INCORPORATED

MATERIAL NO.: SEE CHART

DOCUMENT NO.: SDA-43025-****

SHEET NO.: 1 OF 1

THIS DRAWING CONTAINS INFORMATION THAT IS PROPRIETARY TO MOLEX INCORPORATED AND SHOULD NOT BE USED WITHOUT WRITTEN PERMISSION

D

tb_frame_D_P_ME_T
Rev. C 2002/05/05

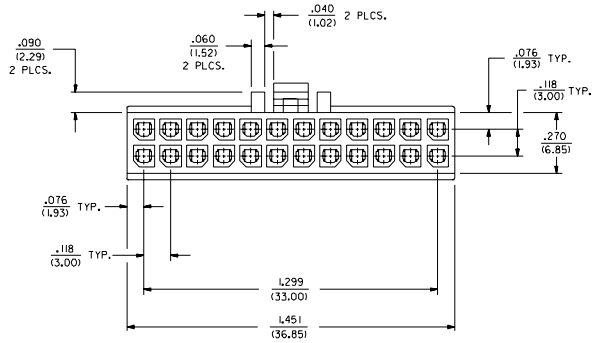

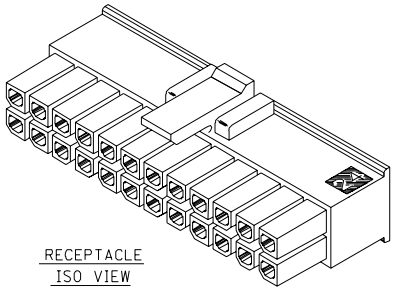

RECEPTACLE
ISO VIEW

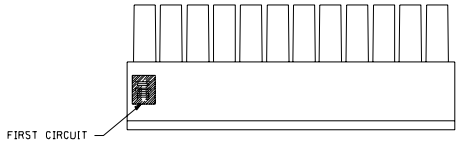

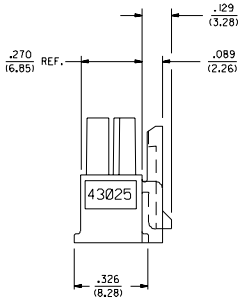

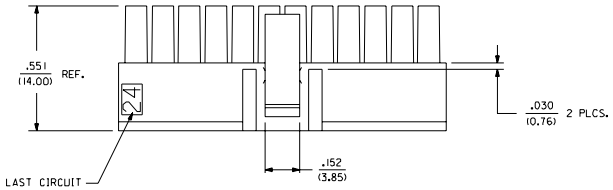

SEE SHEET #1 FOR NOTES

NFG.	SHL.	REV.	LTR.	REVISIONS
			G1	SEE SHEET 1
			▽ = 0 ▼ = 0	REVISE ONLY ON CAD SYSTEM

DIMENSIONS SHOWN: METRIC/INCH
UNLESS OTHERWISE SPECIFIED TOLERANCES: ANGULAR ± 1/2°

	INCH	METRIC
3 PLACE	± .010	
2 PLACE	± .014	± 0.25
1 PLACE		± 0.35

DRAFT: ANYONE APPLICABLE MUST REMAIN WITHIN DIMENSIONS

DRWG. BY AFG CHK'D. BY RE
APP'D. BY RE SCALE 4 : 1

TITLE
MICRO-FIT (3.0) RECEPTACLE
24 CIRCUIT

MOLEX INCORPORATED
LISLE, ILL. 60532 U.S.A.

SHEET NO. 2
DATE 96/12/20

PART NO. 43025-2402
DWG. NO. SDA-43025-****

FILE NAME SD-43025-2402 DCN

THIS DRAWING CONTAINS INFORMATION THAT IS PROPRIETARY TO MOLEX INC. AND SHOULD NOT BE USED WITHOUT WRITTEN PERMISSION

DIV. CP SIZE D