REV	REVISION RECORD	DATE	DRWN	CHKD	APVD
A	RELEASED (RD-2022-030)	07 MAR `22	JK	SJ	CY
B	CHANGED (RD-2022-103)	29 JUL `22	JK	SJ	CY
C	CHANGED (RD-2023-072)	13 OCT `23	JK	JK	CY

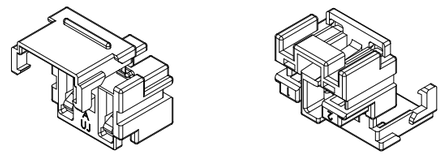

3D View

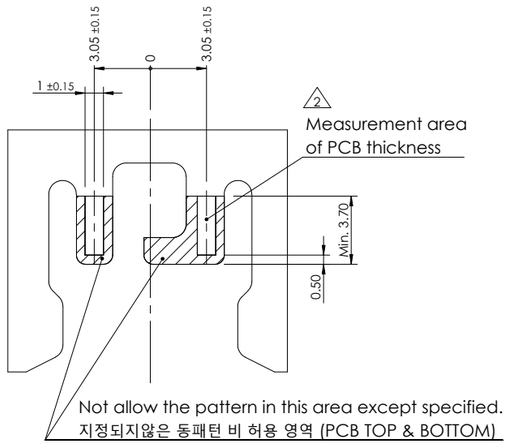

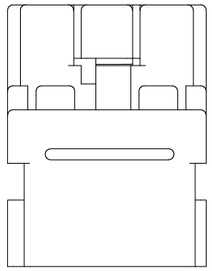

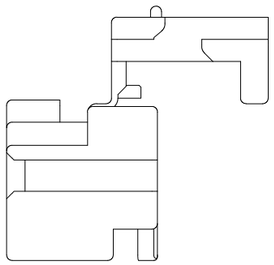

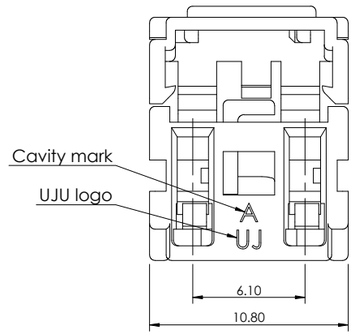

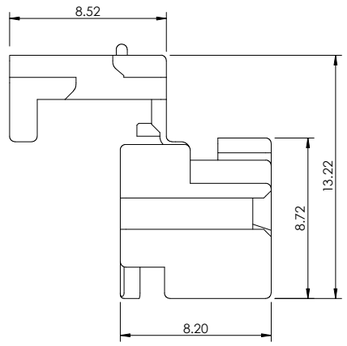

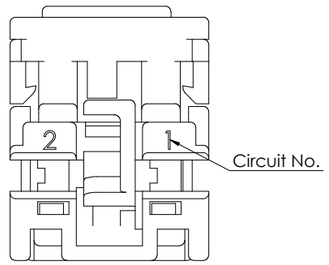

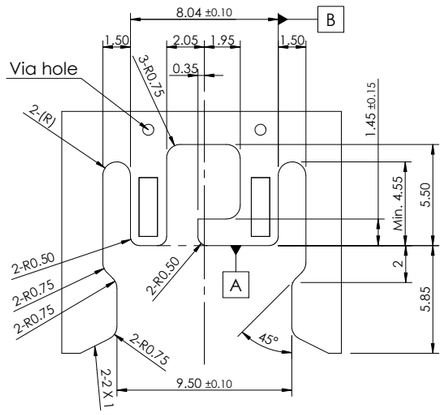

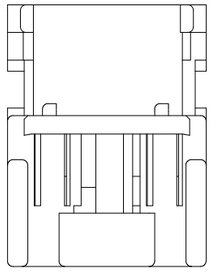

-Note 1. (Housing)-

1. General Tolerance : ±0.3
2. HSG Description : See Table 1.
3. Burr Max.0.3
4. No crack
5. All letters shall be clear and legible.
6. Packing : Polybag
7. Applicable receptacle : KH2000008 (PCB_Slot_F_V_TML)
   - Material : Copper alloy

Table 1.

Description	Part No.	Material	Finish / Color
PCB_Slot_2F_V_HSG_GR	KH2000009-30	PBT-GF10	(B) Gray
PCB_Slot_2F_V_HSG_NR	KH2000009-10		Natural

-Note 2. (PCB)-

1. General tolerance : ±0.2
2. Thickness : 1.60 ±0.16
3. Finish : Same as terminal plating
   Ex) Sn (HASL)↔Sn, Au↔Au
4. Recommendation : Apply a via hole for connect both sides.
5. Reference PCB specification used for UJU validations
   - PCB material : FR4
   - Pad material : Cu 17㎛
   - Plating : Sn 0.4~0.5㎛
6. Consult UJU for details of specifications.

TOLERANCES UNLESS OTHERWISE SPECIFIED 0 ± 0.0 ± 0.00 ± 0.000 ± 0.0000 ± ANGLES ±	UNIT MM THIRD ANGLE PROJECTION	DRWN JK. HWANG CHKD JK. HWANG APVD CY. CHOI MATERIAL SEE TABLE FINISH/COLOR SEE TABLE	(주)우주 일렉트로닉스 UJU Electronics co.,Ltd.
PRODUCT SPEC	APPLICATION SPEC	WEIGHT	NAME PCB_Slot_2F_V_HSG
			CUSTOMER DRAWING / DRAWING NO KH2000009
			LOC / RESTRICTED TO / SIZE A3 / SCALE 3:1 / SHEET 1 OF 1 / REV C